

# IndexIQ Factors Sustainable EMU Equity

Class: UCITS ETF



POWERED BY CANDRIAM

## RISK AND REWARD PROFILE



The risk level shown reflects the fund's historical volatility, completed where applicable by that of its reference framework. The volatility indicates the extent to which the value of the fund may fluctuate upwards or downwards.

- The historical data give no indication of a future risk profile.
- The indicated category may vary over time.
- The lowest category does not mean "risk-free".

## INVESTMENT STRATEGY

IndexIQ Factors Sustainable EMU Equity (the "Fund"), a sub-fund of the SICAV IndexIQ, seeks to track the performance of the Solactive® Candriam Factors Sustainable EMU Equity Index (the "Index") mainly by making direct investments in transferable securities representing most of the underlying components of the Index (physical replication). For a maximum of 10% of its assets, the Fund may invest in other transferable securities and/or other eligible assets.

## INVESTMENT HORIZON: 6 YEARS

### REFERENCE INDEX: Solactive Candriam Factors Sustainable EMU Equity index

Solactive Candriam Factors Sustainable EMU Equity index is designed to deliver exposure to equity securities of a selection of large and medium capitalization companies of the EMU zone meeting sustainable and responsible investing ("SRI") criteria developed by Candriam.

## CHARACTERISTICS, PRACTICAL INFORMATION

Legal form	Sicav under Luxembourg law with subfunds	Shares:	Cap. & Dis.	Total Expenses	0,30%
Inception date	28.06.2017	Replication Type	Physical Replication	ISIN Code	LU1603797074
Listing Date	28.06.2017	Total net assets (M EUR)	56,59	Ticker Bloomberg	IQMU FP
		NAV per share cap. (EUR)	24,48	Ticker Reuters	IQMU.PA

The Fund is domiciled in Luxembourg and registered at the Luxembourgish, Dutch and French authorities for the financial markets ("Commission de Surveillance du Secteur Financier" (CSSF), "Stichting Autoriteit Financiële Markten" (AFM) and the "Autorité des Marchés Financiers", (AMF)) and is listed on Paris Euronext Stock Exchange and cross listed on the Amsterdam Euronext Stock Exchange.

## PAST PERFORMANCE IN EUR

The past performances displayed on this page are not necessarily an indicator of future performances and are not constant over time. NAV's are provided by the accounting department and benchmarks by official data providers.

Year of introduction of the share : 2017

Currency : EUR

## PERFORMANCE IN EUR

	1 month	3 months	YTD	1 year	3 years*	5 years*	Inception*
--	---------	----------	-----	--------	----------	----------	------------

There is insufficient data to provide a useful indication on past performance.

## CALENDAR YEAR RETURNS

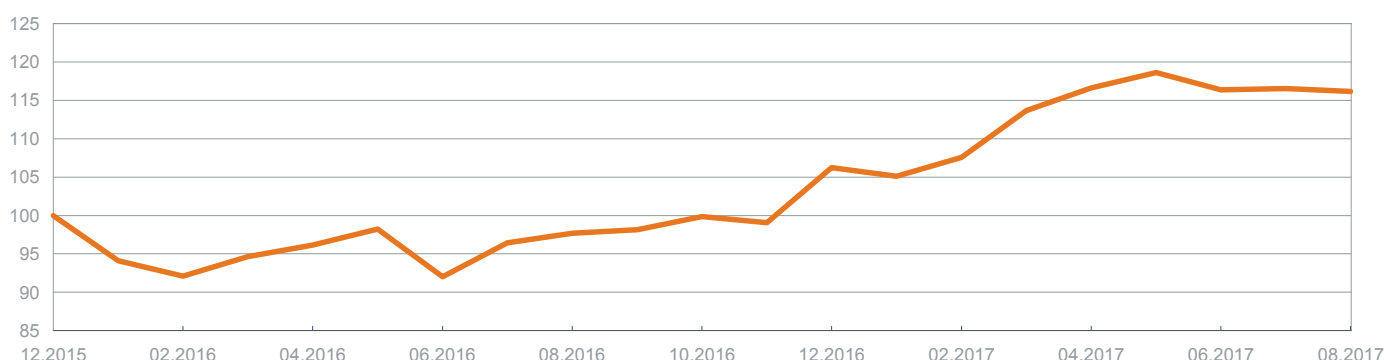
	2013	2014	2015	2016
--	------	------	------	------

There is insufficient data to provide a useful indication on past performance.

\* for periods longer than 1 year, returns are annualized

## PERFORMANCE SINCE INCEPTION IN EUR (%) of Solactive Candriam Factors Sustainable EMU Equity index

Index



The information provided refers only to the behavior of the index since 31.12.2015 and does not guarantee that the index or the Fund have a similar behavior in the future.

This document is provided for information purposes only, it does not constitute an offer to buy or sell financial instruments, nor does it represent an investment recommendation or confirm any kind of transaction, except where expressly agreed. Although Candriam selects carefully the data and sources within this document, errors or omissions cannot be excluded a priori. Candriam cannot be held liable for any direct or indirect losses as a result of the use of this document. The intellectual property rights of Candriam must be respected at all times, contents of this document may not be reproduced without prior written approval.

The present document does not constitute investment research as defined by Article 24, paragraph 1 of the Commission Directive 2006/73/EC. Candriam stresses that this information has not been prepared in compliance with the legal provisions promoting independent investment research, and that it is not subject to any restriction prohibiting the execution of transactions prior to the dissemination of investment research.

\*Second part at bottom of next page

FOR PROFESSIONAL INVESTORS ONLY

# IndexIQ Factors Sustainable EMU Equity

Class: UCITS ETF

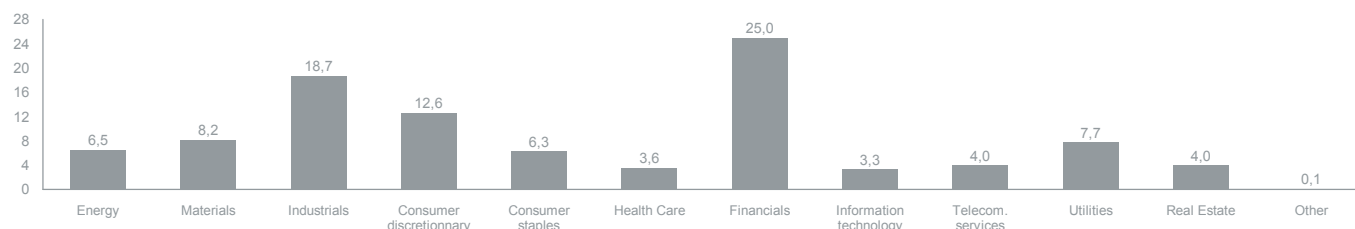


POWERED BY CANDRIAM

## PORTFOLIO ANALYSIS

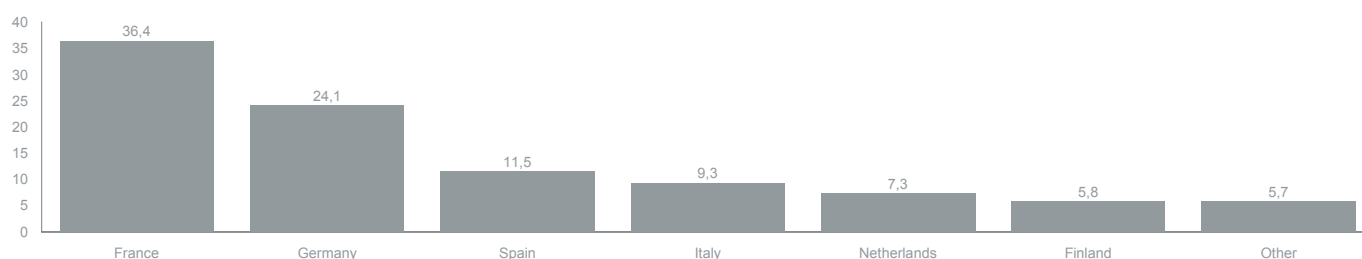
### SECTOR ALLOCATION (%)

■ Fund



### COUNTRY ALLOCATION (%)

■ Fund

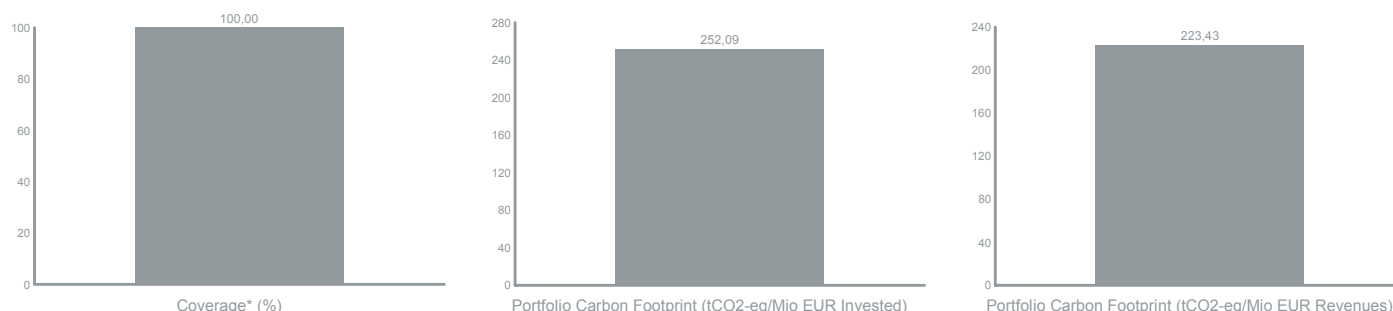


### PRINCIPAL HOLDINGS (%)

ALLIANZ SE-REG	3,01%
TOTAL SA	2,72%
BANCO SANTANDER S.A.	2,63%
AXA SA	1,97%
BNP PARIBAS SA CLASS A	1,86%
DAIMLER AG-REGISTERED SHARES	1,57%
CREDIT AGRICOLE SA	1,52%
BASF SE	1,48%
ENEL SPA	1,44%
ASSICURAZIONI GENERALI	1,44%

### CARBON FOOTPRINT AS OF 30.06.2017

■ Fund



\*Coverage of instruments for which emissions data are available in the Trucost database.

These data don't take into account the whole scope of the emissions and in particular the Scope 3 of the emissions (emissions from the supply chain and emissions from the product use). The avoided emissions are excluded from the analysis. For more information on the methodology, please see : <https://www.candriam.com/en/online-professional/funds-solutions/our-expertise/SRI/carbon-footprint-method-used-by-candriam/>

Warning: Past performances of a given financial instrument or index or an investment service, or simulations of past performances, or forecasts of future performances are not reliable indicators of future performances. Gross performances may be impacted by commissions, fees and other expenses. Performances expressed in a currency other than that of the investor's country of residence are subject to exchange rate fluctuations, with a negative or positive impact on gains. If the present document refers to a specific tax treatment, such information depends on the individual situation of each investor and may change.

Candriam consistently recommends investors to consult via our website [www.candriam.com](http://www.candriam.com) the key information document, the prospectus, and all other relevant information prior to investing in one of its funds. These documents are available either in English or in local languages for each country where the fund's marketing is approved.

FOR PROFESSIONAL INVESTORS ONLY

# IndexIQ Factors Sustainable EMU Equity

Class: UCITS ETF



## RISK PROFILE

ETFs purchased on the secondary market cannot usually be sold directly back to the UCITS ETF. Investors must buy and sell units / shares on a secondary market with the assistance of an intermediary (e.g. a stockbroker) and may incur fees for doing so. In addition, investors may pay more than the current net asset value when buying units / shares and may receive less than the current net asset value when selling them. For more details, please consult the relevant prospectus.

To better understand the ETF's risk profile, investors are asked to consider, in addition to their risk category, the risks that are inherent to the investment strategy as described in the prospectus. Investors should be aware that the ETF's value may decrease, particularly due to its exposure to the following main risks:

-Index tracking risk: the Fund's performance may not exactly track the index. This can result from market fluctuations, changes in the composition of the index, transaction costs, the costs of making changes to the Fund's portfolio, other Fund expenses etc.

## GLOSSARY

### ■ CAP : CAPITALISATION SHARES

Capitalisation shares reinvest the income received (interest or dividends paid), which is reflected by an increase in the NAV. For the investor, this becomes deferred income. Fiscally, the capitalised income is considered as a capital gain on the shares, and exempt from tax on the part of the shareholder.

### ■ DIS : DISTRIBUTION SHARES

Distribution shares may pay the proceeds received to the shareholder in the form of annual coupons. Fiscally, the coupons of a sicav are subject to a withholding tax.

### ■ ESG CRITERIA

The Environmental, Social And Governance (ESG) Criteria is a set of standards for a company's operations that socially conscious investors use to screen investments. Environmental criteria looks at how a company performs as a steward of the natural environment. Social criteria examines how a company manages relationships with its employees, suppliers, customers and the communities where it operates. Governance deals with a company's leadership, executive pay, audits and internal controls, and shareholder rights.

### ■ NAV/INAV

The net asset value of a share is the total value of the assets in a portfolio at a given time, less costs, divided by the number of shares in circulation at that time.

The net asset value varies according to the evolution of the price of financial securities underlying the portfolio.

An investment's NAV is usually calculated at the end of the trading day, but the indicative or intraday NAV (iNav) measure gives a more real-time view of this value.

### ■ PHYSICAL REPLICATION

Physical replication refers to the situation in which an exchange traded fund (ETF) tracks its benchmark by holding all or a portion of all the underlying securities that make up that benchmark.

### ■ SRI (SOCIALLY RESPONSIBLE INVESTMENT)

An investment that is considered socially responsible because of the nature of the business the company conducts. Common themes for socially responsible investments include avoiding investment in companies that produce or sell addictive substances (like alcohol, gambling and tobacco) and seeking out companies engaged in social justice, environmental sustainability and alternative energy/clean technology efforts. Socially responsible investments can be made in individual companies or through a socially conscious mutual fund or exchange-traded fund (ETF).

The ETFs' strategies are not sponsored, promoted, sold or supported in any other manner by Solactive AG nor does Solactive AG offer any express or implicit guarantee or assurance either with regard to the results of using the Indexes and/or Indexes trade mark or the Indexes' Price at any time or in any other respect. The Indexes are calculated and published by Solactive AG. Solactive AG uses its best efforts to ensure that the Indexes are calculated correctly. Irrespective of its obligations towards the Issuer, Solactive AG has no obligation to point out errors in the Indexes to third parties including but not limited to investors and/or financial intermediaries of the financial instrument. Neither publication of the Indexes by Solactive AG nor the licensing of the Indexes or Indexes trade mark for the purpose of use in connection with the financial instrument constitutes a recommendation by Solactive AG to invest capital in said financial instrument nor does it in any way represent an assurance or opinion of Solactive AG with regard to any investment in this financial instrument.

IndexIQ Advisors LLC is an affiliated entity of the Management Company and operates under the branded name "IndexIQ" as a provider of liquid alternative investment solutions focused on absolute return, real asset and international strategies. Investors should be aware that IndexIQ Advisors LLC does not provide any services to the Fund.

INDEXIQ® is a registered trademark of New York Life Insurance Company in the European Union, Switzerland, United States of America, and Canada. New York Life Insurance Company also claims rights in the INDEXIQ name and mark in other jurisdictions. Both the Management Company and IndexIQ Advisors LLC have been granted permission to use the INDEXIQ mark by New York Life Insurance Company.

FOR PROFESSIONAL INVESTORS ONLY